



Rugged. Reliable. Versatile.



Quest KODIAK – Float Plane Specifications

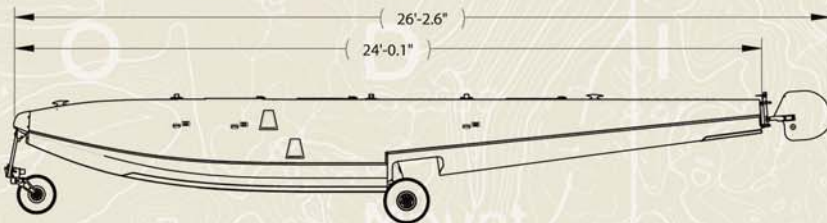
Engine	PT6A-34 (750 shp)
Maximum Cruise at 10,000 feet	162 KTAS
Take off run land	975'
Take off over a 50 ft. obstacle (land)	1,735'
Take off run (water)	985'
Take off over a 50 ft. obstacle (water)	1,850'
Landing roll out (land)	1,291'
Landing roll out over 50 ft. obstacle (land)	2,210'
Landing roll out (water)	1,314'
Landing roll out over 50 ft. obstacle (water)	2,899'
Rate of climb	1,220' fpm
Service Ceiling	20,000'
Gross Weight	7,255 lbs
Landing Weight (land or water)	7,200 lbs
Useful Load	2,690 lbs



RAS Rheinland Air Service
 Your Exclusive European Quest KODIAK Dealer
 & Authorized Service Center

Flughafenstrasse 31
 41066 Mönchengladbach
 Germany
www.questaircraft.eu

Quest KODIAK Sales Department
 P: +49 2161 9948-170
 C: +49 178 2550-244
sales@questaircraft.eu



6650 SERIES

PERFORMANCE COMPOSITES

- Proven to be the most useful load in the industry at "up gross."
- New infusion composite construction process allows these larger floats to weigh in at less than smaller floats that have less displacement.
- Extra flotation and no extra weight or speed penalty, for increased safety at gross weight.
- Very stable, no ventral fin required.
- Clean floats and aerodynamic step struts give a cruise speed increase over other designs.
- Super large sweet spot, ease of use
- The most forgiving floats for novice and pro alike.
- Very slippery - minimal sensation of acceleration is felt after leaving the water.
- Getting on the step is reached very quickly to get you off the water and into the air fast.

SMART DESIGN

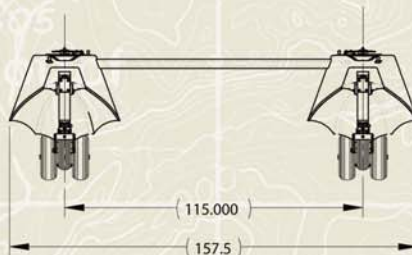
- Double-fluted design delivers superior strength to weight ratings.
- Molded-in boarding steps.
- Sharp edges for reduced drag and increased hydrodynamics.
- Best design for performance in both rough water and smooth water conditions.

BUILT TO LAST

- No corrosion like with aluminum based floats.
- No rivets means no rivet leaks.
- Common aerospace E-glass and simple easy-to-use vinyl ester resin.
- Non-sandwich bottom skin, makes any field repair an easy process.
- High impact sandwich core used on top and sides adds durability and strength

MORE COMPARTMENTS

- Six watertight compartments for more storage.
- No large holes for rudder controls (eliminates flooding).
- Large access panels with integrated preflight pump-outs that use all stainless hardware.
- Storage locker built into center compartment with super large access door and optional floorboards for flat storage.
- Optional internal floorboards for flat storage.
- One more compartment than most.



TOUGH HULL

- Aluminum keel wear strip that is rugged and easily replaced.
- Impervious to crushing under forklift and clamping loads.
- Simple, high strength, lightweight spreader bar socket.

STRONG HARDWARE

- Stout attach fittings for "up gross" strength.
- A mechanic's delight for installation, a simple and complete kit.
- All fittings swaged to fit.
- Extensive use of anti-corrosive 300 stainless steel throughout.
- Utilizes stainless tiller posts, brackets and fasteners and large bearing for overstress loads
- No rubber seals to crack and leak and no deck cables or turnbuckles to trip on
- Best cabin entry and fueling step layout - looks good, works great.
- Maximum maneuverability with large rudders.

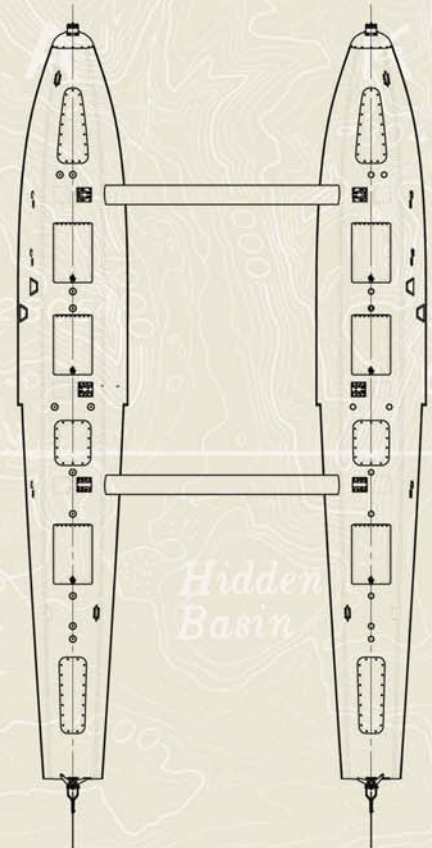
TOP GEAR

Main Gear

- Minimizes displacement for improved floatation.
- Watertight seamless design means less water pumping.
- Easy access to all hardware, reducing maintenance time.
- Easy-to-clean and service, ease of replacements.
- Trailing arm link provides a no-bounce smooth ride.
- Metering pin tailored toward comfort during taxi, yet able to handle harsh landings.
- Pressure adjustable to match aircraft gross weight.
- Built in prevention of water infusion.
- Cost effective, easy to find and replace "off-the-shelf" seals and wiper rings.
- Aerocet-manufactured nose wheel means Aerocet quality, and we always have parts in stock.

Nose Gear

- Utilizes a no-maintenance composite spring that eliminates soft forward diving in crosswinds or under braking.



- No nose wheel well, which provides maximum displacement efficiency.
- Aluminum bronze slide bushings designed to handle ultimate loads without breakage.
- Tire retracts to provide bumper.
- Angle of nose spring is optimized to reduce shimmy potential.

Retract System

- 12 or 24 V availability.
- Far aft placement for nose gear CG compensation.
- Low average pressure (500 psi) is easy on the lines reducing overall maintenance.
- Built in pressure relief guards against over pressure from thermal or hand pump inputs.
- Simplistic reversing motor eliminates complex flow control valves and systems.
- Reservoir and site glass are built into hydraulic power pack for easy fluid level reading.
- Internal filters to guard against debris in hydraulic system reducing wear.
- Mounting hardware designed and tested to FAR requirements.
- Audible announcement for gear positions and "check gear" conditions.
- Hydraulic pump running indicator.
- Illuminated indicators for each gear wheel and each position.
- Backlit display for easy reading.
- Dimmer adjustment.
- Indicator lights "Test" feature.